

SF-P/SF-T/SF-E

Universal system for termination of Heat Trace's self-regulating heating tapes

STRIPFREE

Universal Connection System
For Safe and Hazardous Areas

- Power Connection, or In-Line & Tee splice; plus End Seal
- Rated to IP66
- Unique cutting system ensures optimum electrical contact.....every time!
- No need to strip down to conductors
- Lower system costs
- 16A rating
- No additional seals - one size fits all Heat Trace self-regulating cables
- Unique Ex approved device

SYSTEM DESCRIPTION

The STRIPFREE range of connectors is a universal power termination and splicing system for use with Heat Trace's self-regulating heating tapes.

No special tools are needed to perform a neat, convenient and simple termination.

Installation comprises simply cutting to length the heater and removal of the outer sheath (if provided). The heating tape is inserted into the STRIPFREE unit and the end connection made by screwing down the cutting blades onto the buswires, whilst automatically clamping the braid. All of this is achieved without the need to strip away the semi-conductive heating matrix.

The STRIPFREE range of components provide :

- Power Connection
- In-line Splice Connection
- Tee Splice Connection
- End Seal

FEATURES / BENEFITS

- **Ease of Installation**
No special tools. No need to strip cables for connection
- **Reliability**
STRIPFREE has been rigorously tested for connection performance and long term reliability.
- **Water Resistant**
Completed connectors are water and dust resistant to IP66, and the cable seals provide strain relief.
- **High Integrity**
The STRIPFREE connector body has high impact resistance, is U.V. resistant and has excellent insulating properties resulting in a high integrity connector system.
- **Watertight End Seal**
STRIPFREE end seal is applied simply by pushing on to the cable end. No need for adhesives, gels or heat shrink.



SF-P / SF-T and SF-E Components



SF-P Unit.....Power Connection



SF-T Unit....."T" Splice



SF-E Unit.....End Seal

SPECIFICATION

COMPONENTS

- STRIPFREE connector
STRIPFREE end seal
- Suitable bushes to allow for either :
- Power Connection (to 1 or 2 heaters)
 - In-Line Splice Connection
 - Tee Splice Connection or End Seal
 - Mounts directly onto pipe

IP RATING

IP66

SUITABLE FOR USE WITH

FREEZSTOP LITE EXTRA	FREEZSTOP ULTIMO
FREEZSTOP REGULAR	FREEZSTOP ULTIMO(w)
FREEZSTOP EXTRA	HOTWAT REGULAR
FREEZSTOP EXTRA(w)	HOTWAT PLUS
FREEZSTOP MICRO	G-TRACE
FREEZSTOP SUPER	SNOWMELT (SMB)
FAILSAFE SUPER	

MATERIALS OF CONSTRUCTION

Body - Polyamide
Conductors - nickel coated brass

WEIGHT

SF-P	STRIPFREE - Power	575g*
SF-T	STRIPFREE - T / Splice	535g*
SF-E	STRIPFREE - End Seal	24g*

* Weight including packaging

POWER CABLE ENTRY

Gland provided as standard.
The installer should insert the appropriate supplied bush into the gland.

POWER CABLE

3c x 2.5mm² (supplied by others)


CURRENT RATING


16A continuous

VOLTAGE RANGE

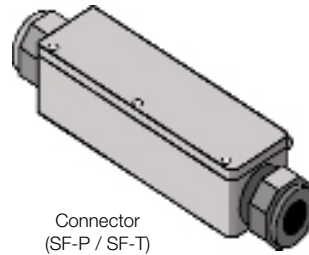
208 - 275V

APPROVALS

Testing Authority Certificate No.
ATEX  **Sira 04ATEX3293X** - EN 60079-0:2004, EN 50281-1-1:1998, EN 60079-7:2003
Sira 05ATEX3099U - EN 60079-0:2011, IEC 60079-31:2008, EN 60079-30-1:2007

IECEX  **IECEX SIR 11.0136U** - IEC 60079-0:2011, IEC 60079-30-1:2007, IEC 60079-31:2008

STRIPFREE COMPONENTS

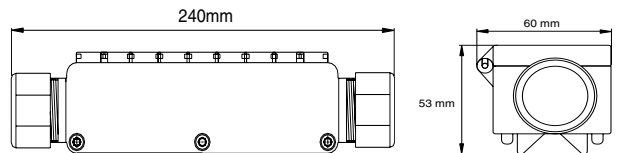


Connector (SF-P / SF-T)

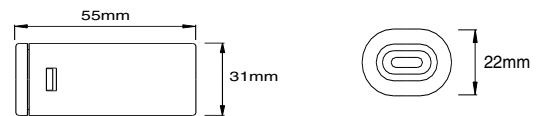


End Seal (SF-E)

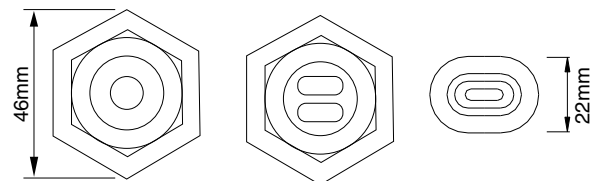
CONNECTOR (SF-P & SF-T)



END SEAL (SF-E)



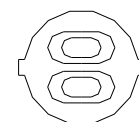
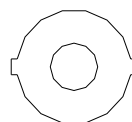
GLAND AND SEAL SET



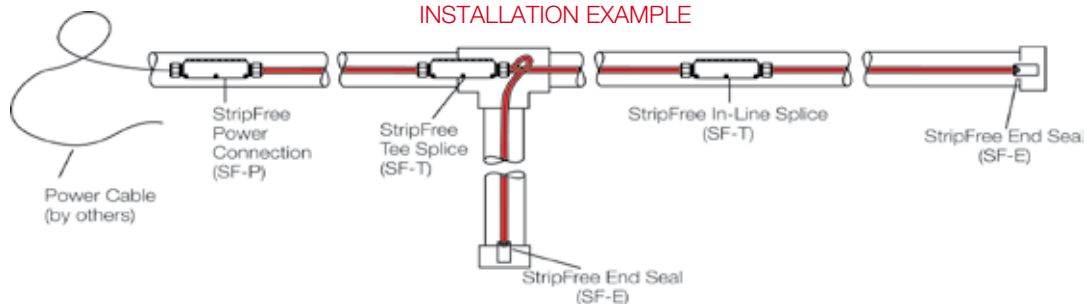
Power Connection

1 or 2 Heater Connection

End Seal



INSTALLATION EXAMPLE



HEAT TRACE™
SETTING THE STANDARDS LEADING THE WAY